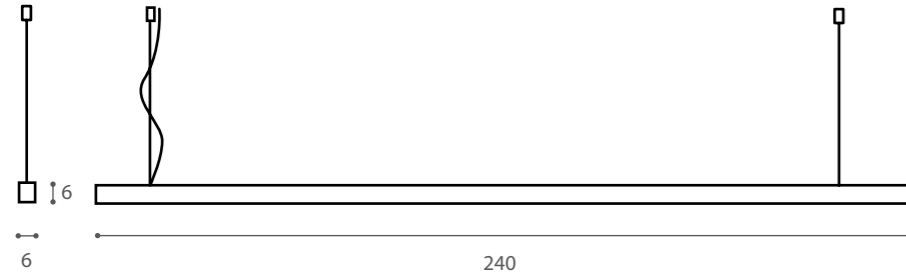


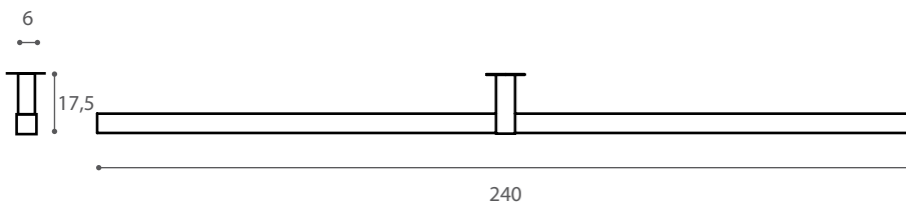
# FLEX BARRA

design Claudio Bitetti 2008/2009

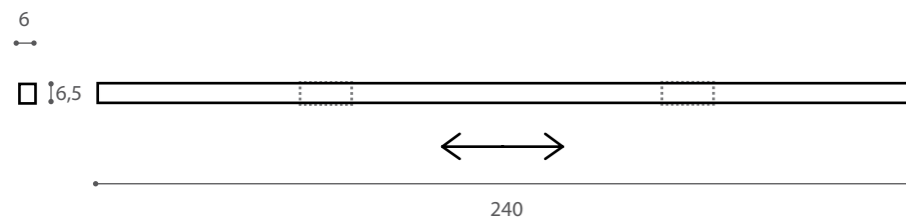
## C1/C1LED



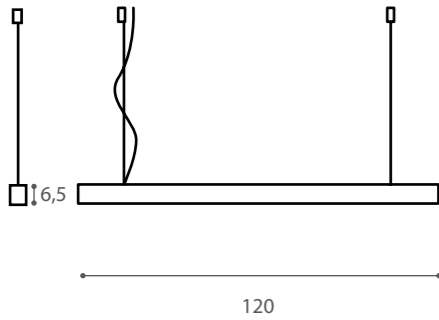
## C2/C2LED



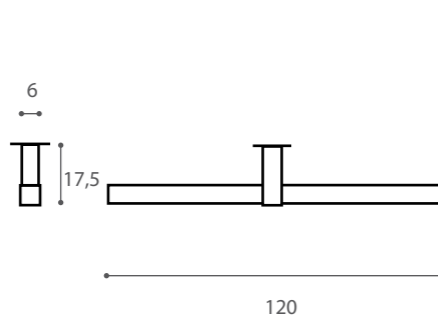
## W1/W1LED



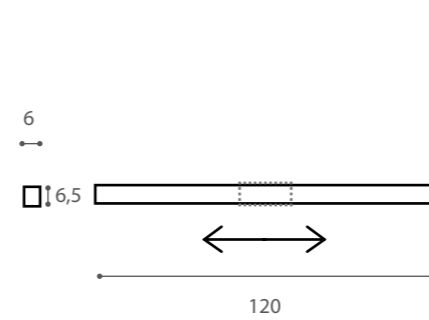
## C3/C3LED



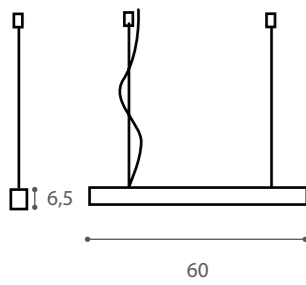
## C4/C4LED



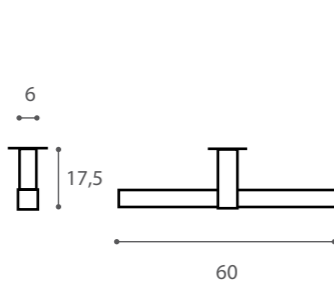
## W2/W2 LED



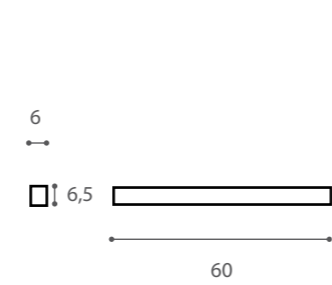
## C5/C5LED



## C6/C6LED



## W3/W3LED



<b>C1</b>	2X Fluo T5 54W 4450lm	➔	<b>A</b>	<b>C3</b>	1X Fluo T5 54W 4450lm	➔	<b>A</b>	<b>C5</b>	1X Fluo T5 24W 1750lm	➔	<b>A</b>
<b>C1LED</b>	Led 24V 70W 8000lm	➔	<b>A+</b>	<b>C3LED</b>	Led 24V 33W 3800lm	➔	<b>A+</b>	<b>C5LED</b>	Led 24V 14,5W 1650lm	➔	<b>A+</b>
<b>C2</b>	2X Fluo T5 54W 4450lm	➔	<b>A</b>	<b>C4</b>	1X Fluo T5 54W 4450lm	➔	<b>A</b>	<b>C6</b>	1X Fluo T5 24W 1750lm	➔	<b>A</b>
<b>C2LED</b>	Led 24V 70W 8000lm	➔	<b>A+</b>	<b>C4LED</b>	Led 24V 33W 3800lm	➔	<b>A+</b>	<b>C6LED</b>	Led 24V 14,5W 1650lm	➔	<b>A+</b>
<b>W1</b>	2X Fluo T5 54W 4450lm	➔	<b>A</b>	<b>W2</b>	1X Fluo T5 54W 4450lm	➔	<b>A</b>	<b>W3</b>	1X Fluo T5 24W 1750lm	➔	<b>A</b>
<b>W1LED</b>	Led 24V 70W 8000lm	➔	<b>A+</b>	<b>W2LED</b>	Led 24V 33W 3800lm	➔	<b>A+</b>	<b>W3LED</b>	Led 24V 14,5W 1650lm	➔	<b>A+</b>

